

Candidate Performance on New York State Teacher Certification Exams (NYSTCE)

Updated with 2020-21 complete data

Content Specialty Test

NYSTCE Data

GENERAL NOTES

- CSTs that have not updated: Art, Music, BEA, and SDL (therefore cannot be included in analysis)
- Scores can be reported in many ways
- Subareas not analyzed since test frameworks vary widely
- Send email with program-specific questions

Content Specialty Test (CST)

Reported here:

- pass rates
- overall mean
- mean compared to NYS

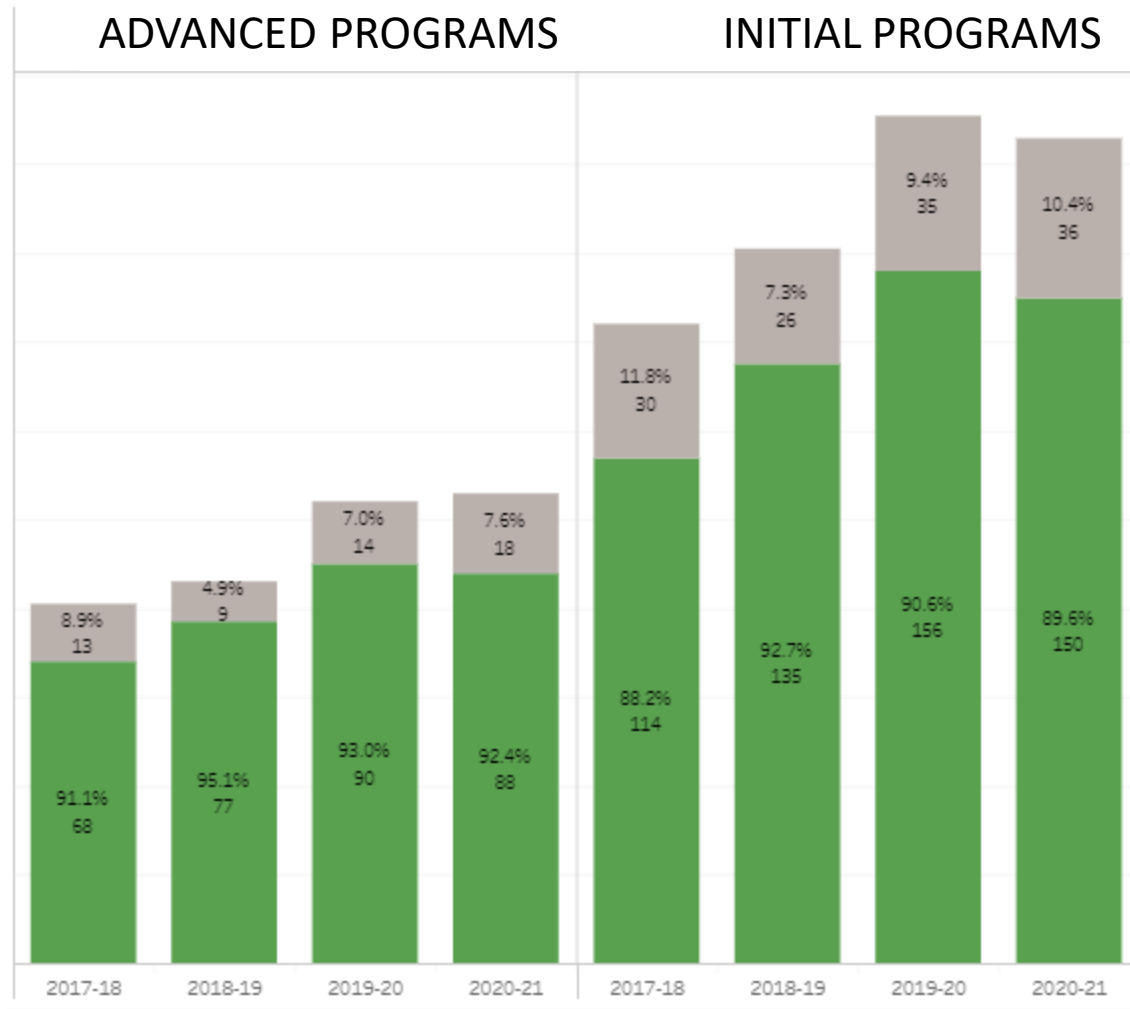
Notes:

Data reported by **completer cohort** (not year taken)

Best attempt reported.

Data reported **by Initial and Advanced** levels (all programs combined). Program level data available at retreat (or sooner if ask Tiffany)

CST Pass Rates



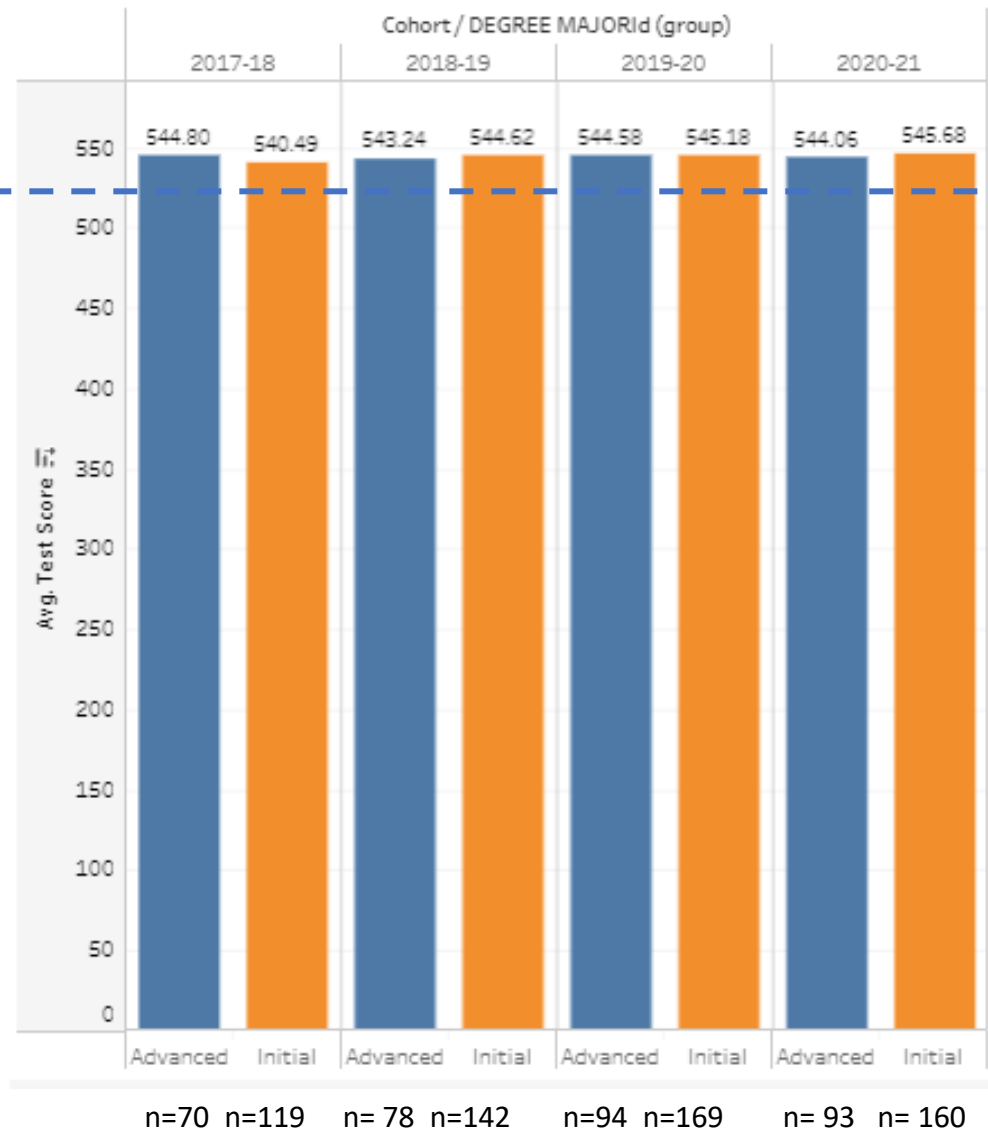
Inquiry?

Extent to which pass rates in 2020-21 impacted by COVID semester?

CST Means

Buffalo State **Initial** and **Advanced** Programs

Passing
Score 520

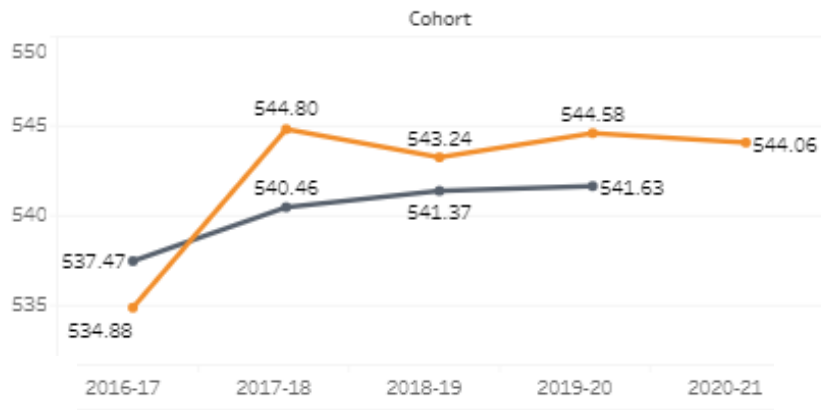


CST Means

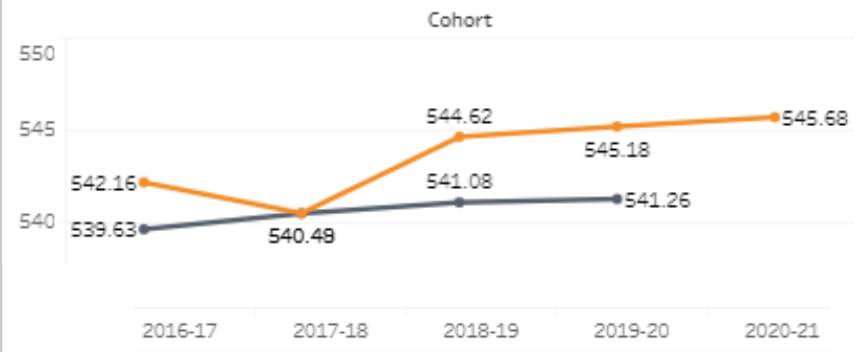
Comparing BSC to NYS

— NYS Mean
— BSC Mean

CST Advanced Programs



CST Initial Programs



Educating All Students (EAS)

Educating All Students (EAS)

Reported here:

- pass rates
- overall mean
- mean compared to NYS

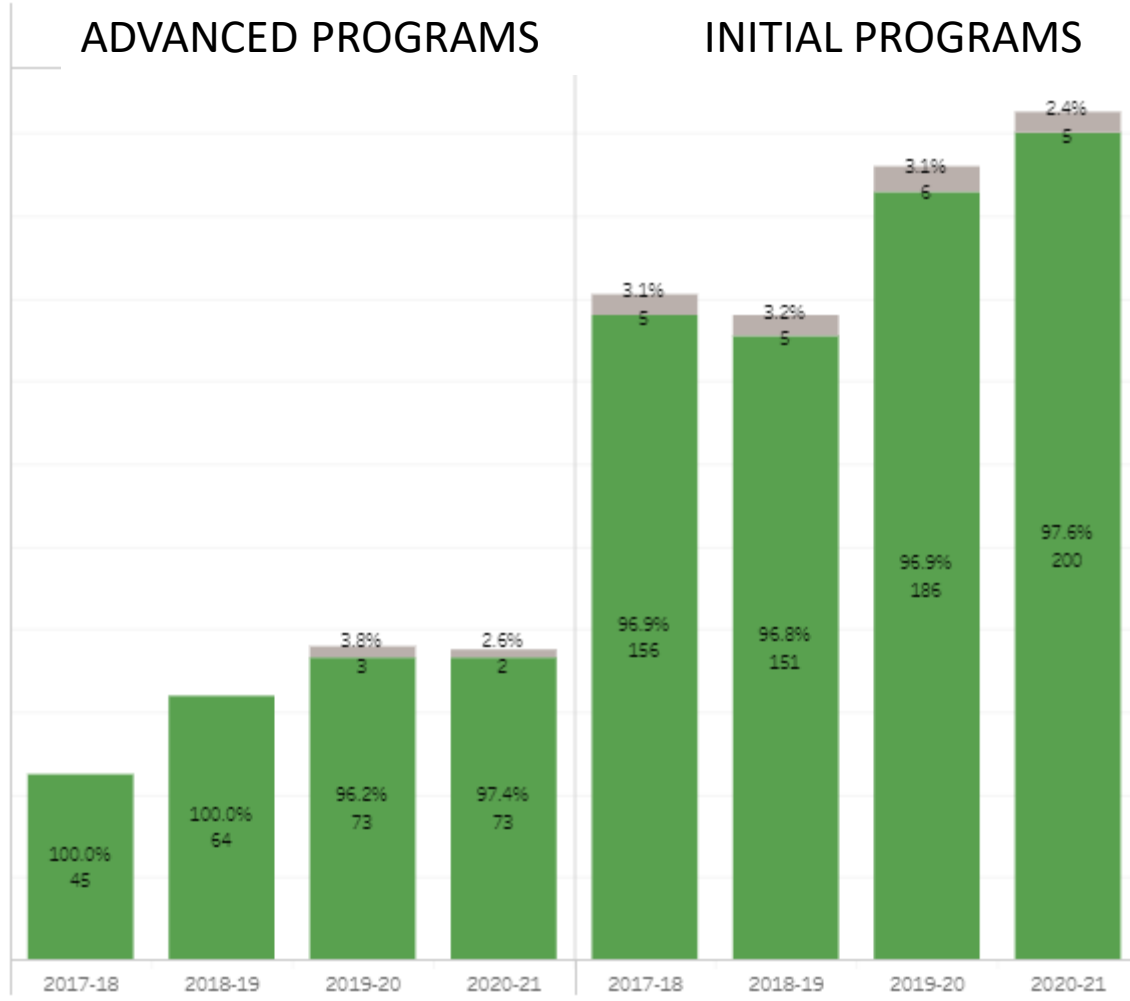
Notes:

Data reported by **completer cohort** (not year taken)

Best attempt reported.

Data reported **by Initial and Advanced** levels (all programs combined). Program level data available at retreat (or sooner if ask Tiffany)

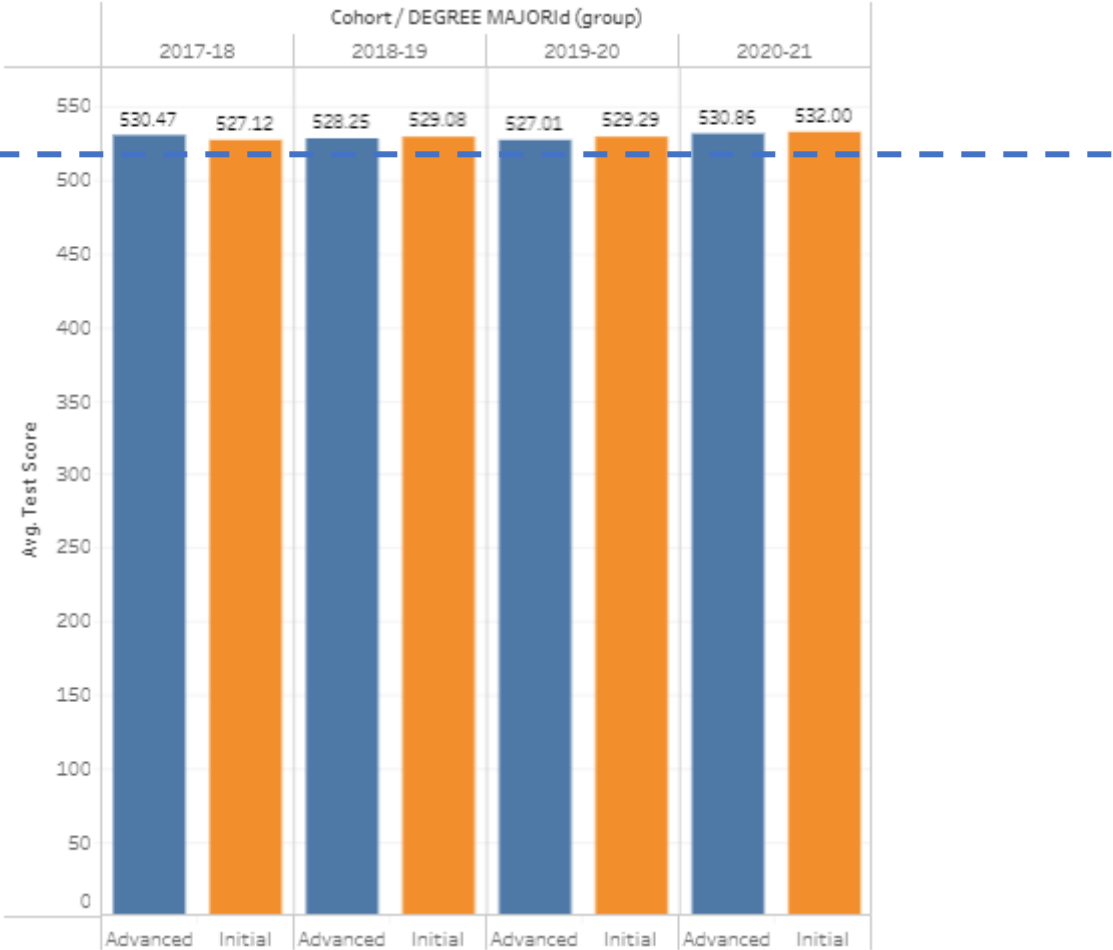
EAS Pass Rates



EAS Mean

Buffalo State **Initial** and **Advanced** Programs

Passing
Score 520

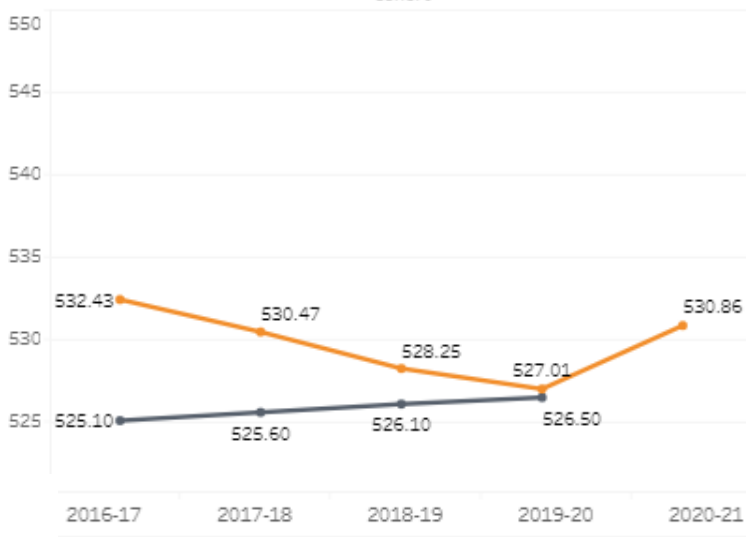


EAS Means

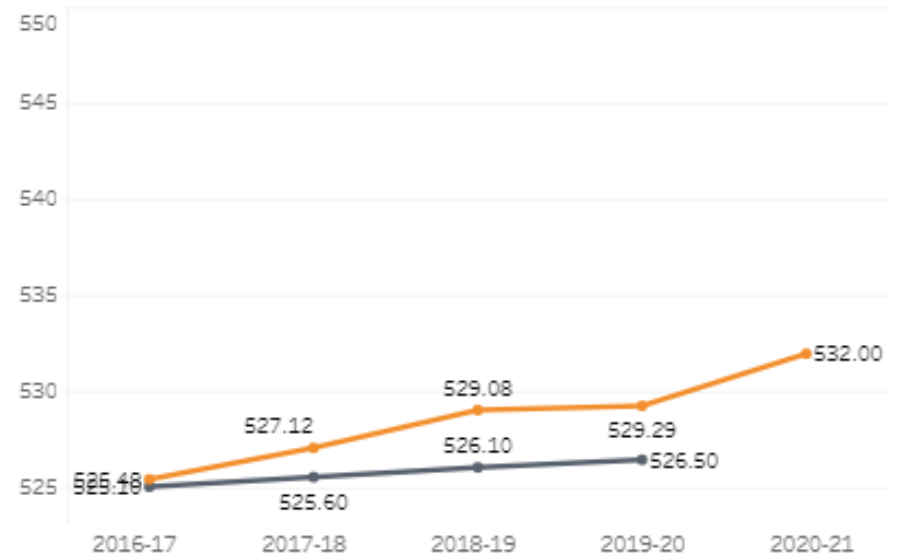
Comparing BSC to NYS

— NYS Mean
— BSC Mean

EAS Advanced Programs



EAS Initial Programs



*Subarea Performance
available upon request

And can be explored fully at Program Improvement Retreat

edTPA

PLANNING for INSTRUCTION and <u>ASSESSMENT</u> (Task 1)	
Rubric 1	Planning for Content Understandings
Rubrics 2 & 3	Knowledge of Students
Rubric 4	Supporting Academic Language Development
Rubric 5	Planning Assessments
INSTRUCTING & ENGAGING STUDENTS IN <u>LEARNING</u> (Task 2)	
Rubric 6	Learning Environment
Rubric 7	Engaging Students
Rubric 8	Deepening Student Learning
Rubric 9	Subject-Specific Pedagogy
Rubric 10	Analyzing Teaching Effectiveness
ASSESSMENT <u>STUDENT LEARNING</u> (Task 3)	
Rubric 11	Analyzing Student Learning
Rubrics 12 & 13	Feedback
Rubric 14	Analyzing Students' Academic Language Understanding and Use
Rubric 15	Use of Assessment to Inform Instruction

FYI:

edTPA Passing Scores

Passing Scores for New York

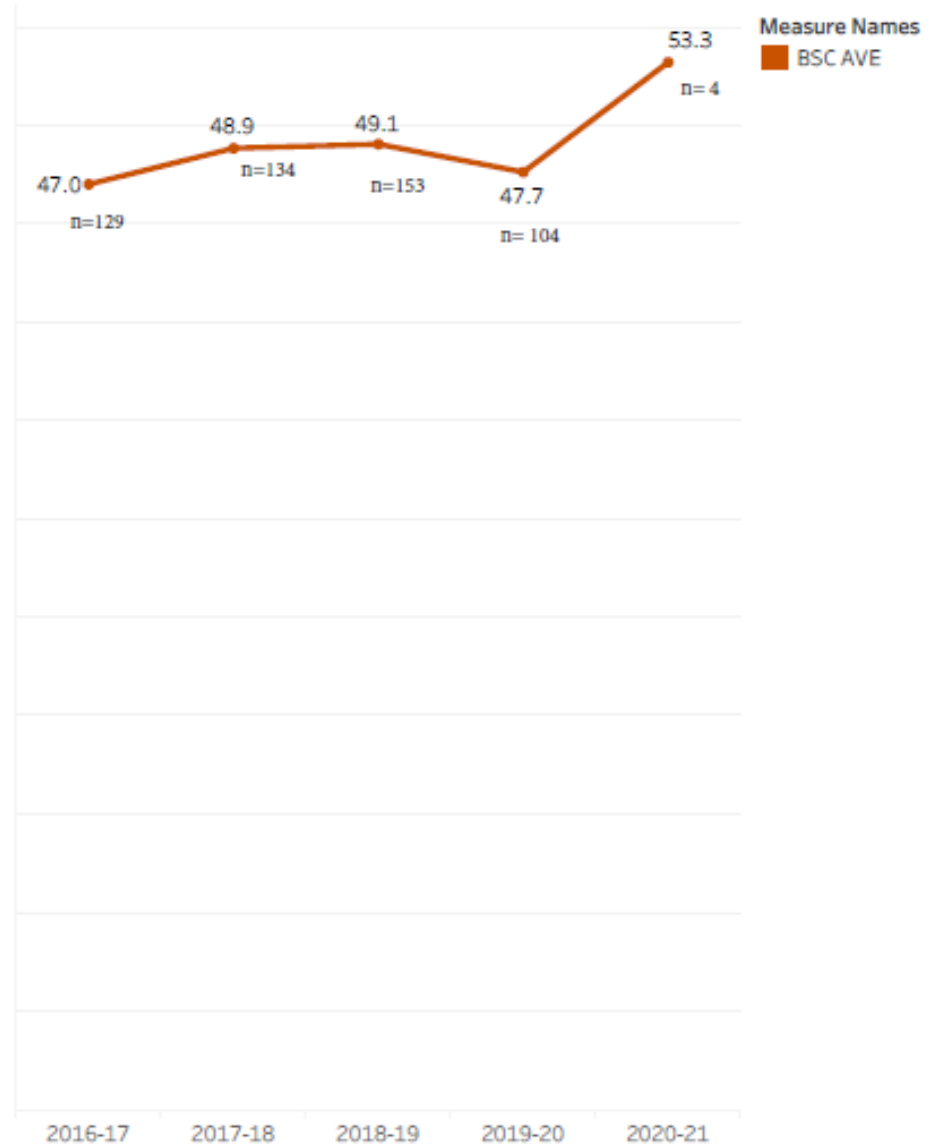
The following passing scores are effective January 1, 2018, and are posted on the NYSED Office of Teaching Initiatives website [↗](#).

Field	Score Release Date			
	September 2013 to December 31, 2017	January 1, 2018 to December 31, 2019	January 1, 2020 to December 31, 2021	January 1, 2022
Elementary Education	49	46	47	48
World Languages, Classical Languages	35	32	33	34
All Other	41	38	39	40

Notes:

- Scores of “unscorable” edTPA’s are not factored into means or pass rates.
- Completer cohorts of initial programs (does not include advanced programs where initial cert courses are completed).
- Only best attempt scores were factored into means and pass rate.

Mean Performance on edTPA for Initial Program Candidates



This exam was paused by NYS in Spring 2020 due to COVID.

A replacement exam is the ATS-W.

Due to low “N” in 2020-21, we do not have a formal analysis other than to note that candidates exceeded passing score for New York State and an upward trajectory was noted for the small number of completers who submitted the edTPA.

ATS-W